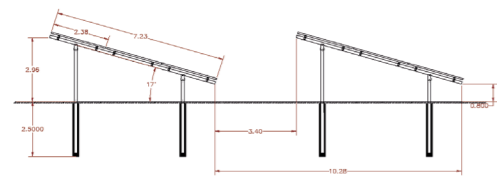



SITE LAYOUT

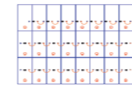
Cross section View



TOP VIEW (Tables 3x30)



TOP VIEW (Tables 3x8)



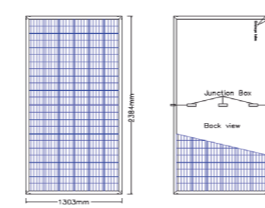
FRONT VIEW (Tables 3x30)



FRONT VIEW (Tables 3x8)



PV module



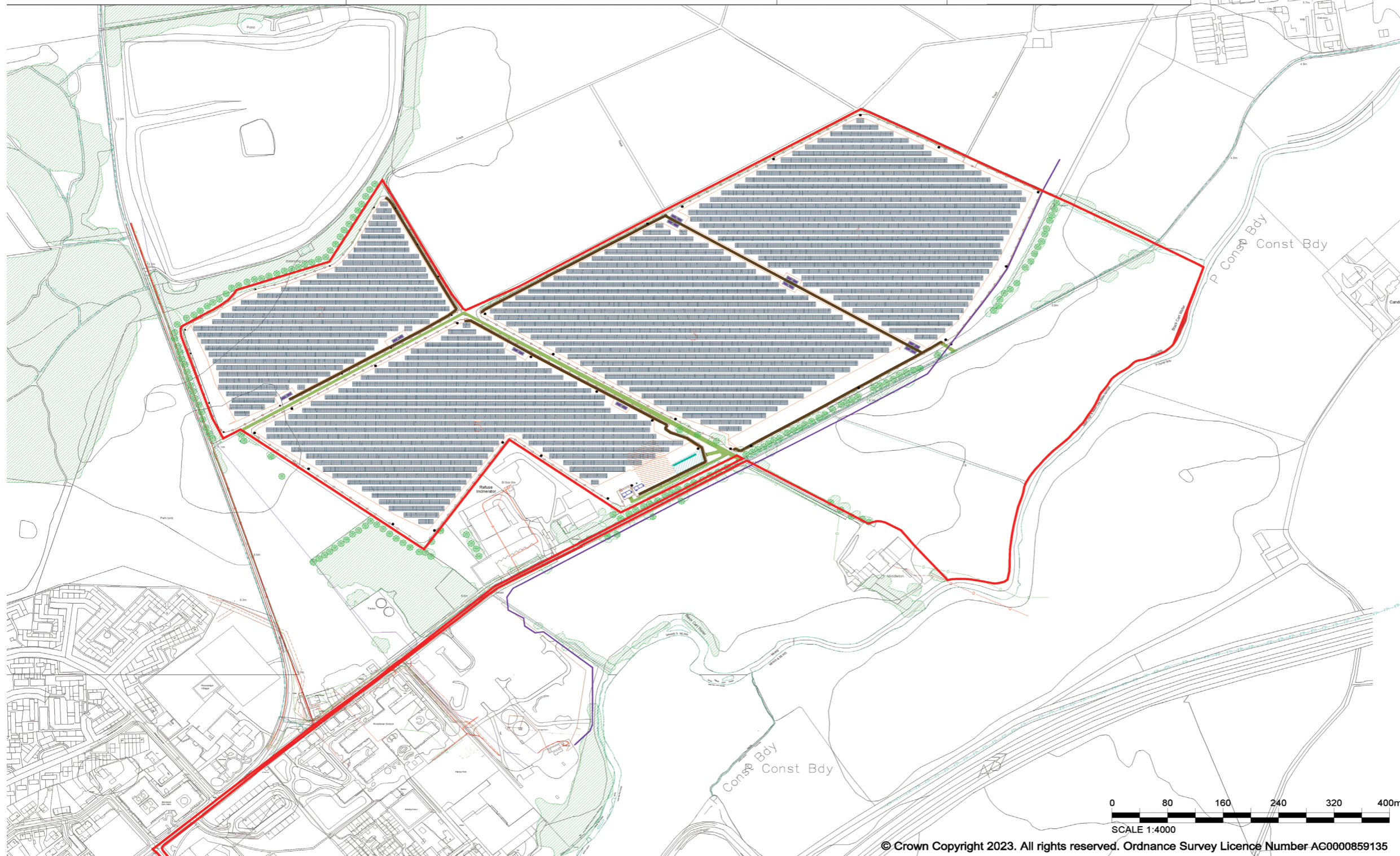
Technical details

Technical Details	
Panel Type	665 Wp
Panel Number	72,202
Pitch	10.288 m
Table Distance	3.4 m
Slope	17 deg
Number of tables	724 (3x30)+289 (8x3)

- Fence
- Application Site Boundary
- Footpath
- Existing Electrical Utility
- Construction & Maintenance Roads
- Access Roads
- Existing Vegetation
- Illustrative Proposed Planting
- Temporary Construction Compound Area
- Utility Sewerage
- Car Park and Welfare

Site Infrastructure

- PV table
- 33kV PV Substation
- Maintenance/Storage/Welfare Building
- Inverter and Transformer Station
- Entry gate (6m)
- CCTV Camera
- AUX transformer



SCALE 1:4000

© Crown Copyright 2023. All rights reserved. Ordnance Survey Licence Number AC0000859135

Scale: 1:4,000

